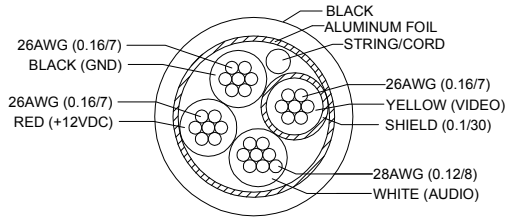


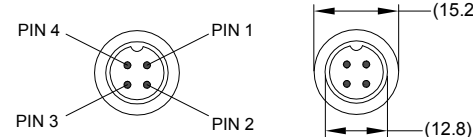
VIEW A-A

CABLE BUILDUP



Revision Notes.				
R1 -				
APA: -	Drawn:-	Checked:-	Approved:-	Date: -

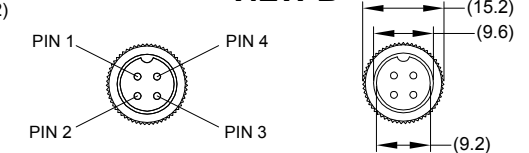
VIEW A



4 PIN MALE MATING FACE

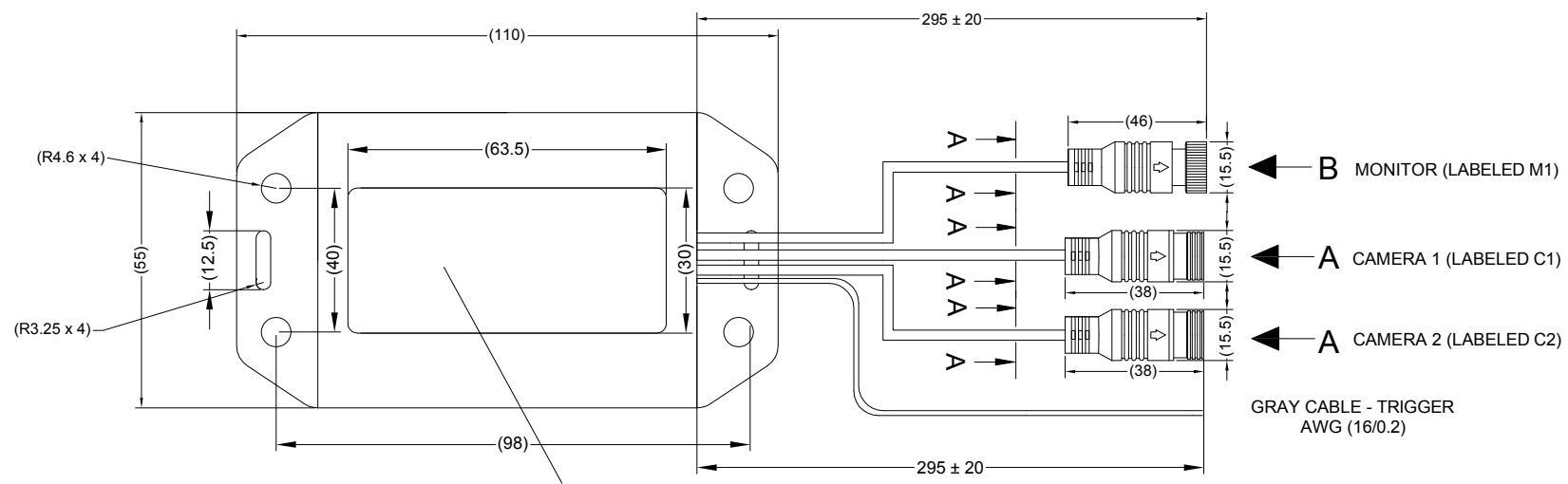
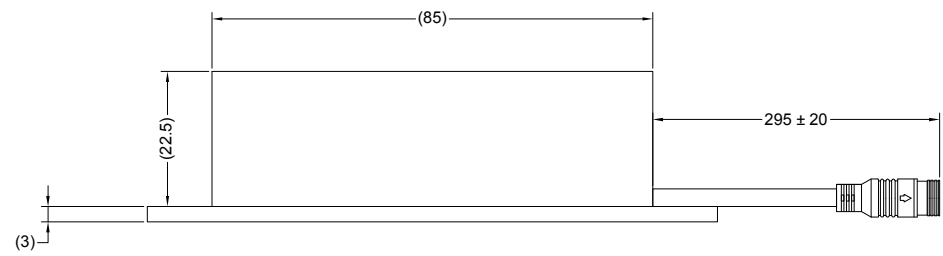
PIN #	WIRE COLOUR	DESCRIPTION
1	RED	+12v
2	BLACK/SHIELD	GND
3	WHITE	AUDIO
4	YELLOW	VIDEO

VIEW B



4 PIN FEMALE MATING FACE

PIN #	WIRE COLOUR	DESCRIPTION
1	RED	+12V
2	BLACK/SHIELD	GND
3	WHITE	AUDIO
4	YELLOW	VIDEO



PRODUCT LABEL LOCATION

- FOR PRODUCT LABEL REFER TO LATEST REVISION OF DRAWING: BE-003056-XX-15.
- PRODUCT TO BE SUPPLIED IN A 230x180 PLASTIC BAG.
- ANY CUSTOMER MODIFICATION OF THIS PRODUCT CAUSING SUBSEQUENT FAILURE IS NOT A LIABILITY OF BRIGADE.
- FIXING HOLES ARE COUNTERSUNK WITH A R4.6mm HOLE.

PROPRIETARY NOTICE
THIS DESIGN AND TECHNICAL INFORMATION APPEARING ON THIS DRAWING IS THE PROPERTY OF BRIGADE ELECTRONICS, AND IS DISCLOSED IN CONFIDENCE. IT IS NOT TO BE COPIED, REPRODUCED, REVEALED TO OR EXPROPRIATED BY OTHERS, EITHER IN WHOLE OR IN PART WITHOUT THE EXPRESS WRITTEN CONSENT OF BRIGADE ELECTRONICS.

BRIGADE®
www.brigade-electronics.com

Assembly Pl Approval G.EARL - 02/02/15	Approved by S.MATTHEWS	Checked by B.CHILDS	Drawn by R.BATES
Angle of Projection 	Units mm	Scale N/A	Released 03/02/15
	Status RELEASED	Assembly Ref VCS-020	
	Part No 1844A	BE-003055-00-15	